



DC·INSTITUTE

Furthering Excellence in Dentistry



# 2019 CATALOG

2019



DC Institute is designated as an Approved PACE Program Provider by the Academy of General Dentistry. The formal continuing education programs of this program provider are accepted by AGD for Fellowship, Mastership and membership maintenance credit. Approval does not imply acceptance by a state or provincial board of dentistry or AGD endorsement. The current term of approval extends from 3/1/2017 to 2/28/2019. Provider ID# 374697

## DR. GARY GLASSMAN

### A letter from DC Institute's Faculty Chair & Endodontist

---

Colleagues,

It is my privilege to share the 2019 DC Institute Catalog with you.

As the Faculty Chair, I am pleased to announce that 2017/2018 was a very exciting inaugural year for DC Institute. With over 50 courses delivered to over 600 attendees, in 6 major cities, DC Institute continues to have a significant impact on the Canadian dental industry.

As 2019 approaches, so do new and exciting developments at DC Institute. We will be introducing new core programs, innovative courses and welcoming additional world-class lecturers to our faculty. The addition of new programs demonstrates our commitment to Furthering Excellence in Dentistry while providing learners with the best professional development opportunities to maintain the key skills that support leading-edge dental practices.

Along with our program growth, we are thrilled to introduce our sustainable learning model, available currently in our Endodontics program. With plans to integrate this model into our other programs in the near future, our Elevated Educational Experiences are DC Institute's proprietary approach to a continuous learning model. After attendees participate in our DCI Live! events, DCI Online and DCI Connect will provide learners with access to educational resources at any time, anywhere, with the ability to connect and network with peers as they practice. As a result, through this award-winning educational model, our learners can retain and enhance their skills long after leaving the classroom.

Last year, we officially launched our highly acclaimed Infection Prevention and Control (IPAC) Training Program, which provides the knowledge and skills necessary for successful infection and disease prevention in dental practices. The course content was developed to be

audience-specific and uses a scenario-based curriculum to enhance learning. This scenario-based learning approach teaches IPAC protocols and procedures in a context that the trainee is familiar with, while also demonstrating the rationale behind each of the requirements. Storytelling is used to engage the emotions of the learner and facilitate retention and application in the dental practice.

Optimal patient care is always at the forefront of our training programs. We have further expanded our offerings to include a Patient Experience course, focused on the soft-skills that are associated with practice management and positive patient relationships. Available to all members of the dental team, our Patient Experience course equips dental professionals with the best practices to help enhance everyday patient interactions, ensuring to exceed expectations and increase patient satisfaction.

DC Institute always seeks to inspire dental care professionals to pursue continuous learning opportunities and make a positive difference in their patient's well-being. These programs are designed to impact the success of our learners as we transform the dental industry together.

Our Catalog is your first step to Furthering Excellence in Dentistry and to have an even greater impact on your team, your practice and your patient's lives.

I look forward to seeing you soon,



Dr. Gary Glassman



# COMMITTED TO FURTHERING EXCELLENCE IN DENTISTRY

DC Institute inspires personal and professional development through an enriched learning experience, providing the resources needed to advance the patient care agenda. DC Institute's flexible curricula are delivered through an expansive eLearning platform and live training sessions at venues across Canada.

---

## TABLE OF CONTENTS

2018 At-A-Glance	06
Key Learning Pillars	07
Elevated Educational Experiences	08
Core Programs	09
Endodontics	10
Prosthodontics	15
Orthodontics	18
Periodontics	22
Restorative Dentistry	25
Oral Pathology	28
Patient Experience	31
Oral and Maxillofacial Surgery	33
Infection Prevention and Control	35
2019 Course Calendar	36
Our Sponsors	38

# 2018 AT-A-GLANCE

## AWARD-WINNING PROGRAMS

- **Endodontics Continuous Learning Program**  
2018 Brandon Hall Excellence in Learning Award: Bronze in the category of Best Use of a Blended Learning Program
- **Infection Prevention and Control Training Program**  
2018 Brandon Hall Excellence in Learning Award: Silver in the category of Best Advance in Compliance Training

## NOTABLE VENUES FROM 2018

- Vancouver Convention Centre (Vancouver)
- Cactus Club (Vancouver)
- Quail's Gate Winery (Kelowna)
- Inn at the Forks (Winnipeg)
- Evergreen Brick Works (Toronto)
- Vintage Wine Conservatory (Toronto)
- Prince George Hotel (Halifax)



**93%** of our course participants would highly recommend our courses to a friend

**5**  
Provinces,  
6 Canadian  
Cities

**53**  
DCI Live!  
Hosted Courses  
Delivered in 2018

Over  
**600**  
Course Attendees

**4,000**  
CE Hours Issued at DCI Live! Hosted Courses

Launch of Dental-Specific  
**INFECTION PREVENTION AND  
CONTROL TRAINING PROGRAM**

Launch of  
**ELEVATED EDUCATIONAL  
EXPERIENCES**  
our sustained learning model

# KEY LEARNING PILLARS


---

Courses are developed under four key learning pillars to suit your individual practice needs.



## CLINICAL

New technologies and techniques are constantly advancing the field of dentistry. Build your learning, capabilities and confidence from our distinguished faculty on topics including orthodontics, periodontics, endodontics, oral surgery, and more.



## PRACTICE DEVELOPMENT

Our courses provide tools for optimizing your operations, allowing you to focus on patient care. Learn how to enhance your practice with courses on patient retention, practice growth, and process optimization.



## PRACTICE TEAM

Optimal patient care starts with a focused, motivated and cohesive team. Learn how to lead, communicate more effectively and build alignment with courses that demonstrate the importance and impact of effective teamwork.



## PATIENT EXPERIENCE

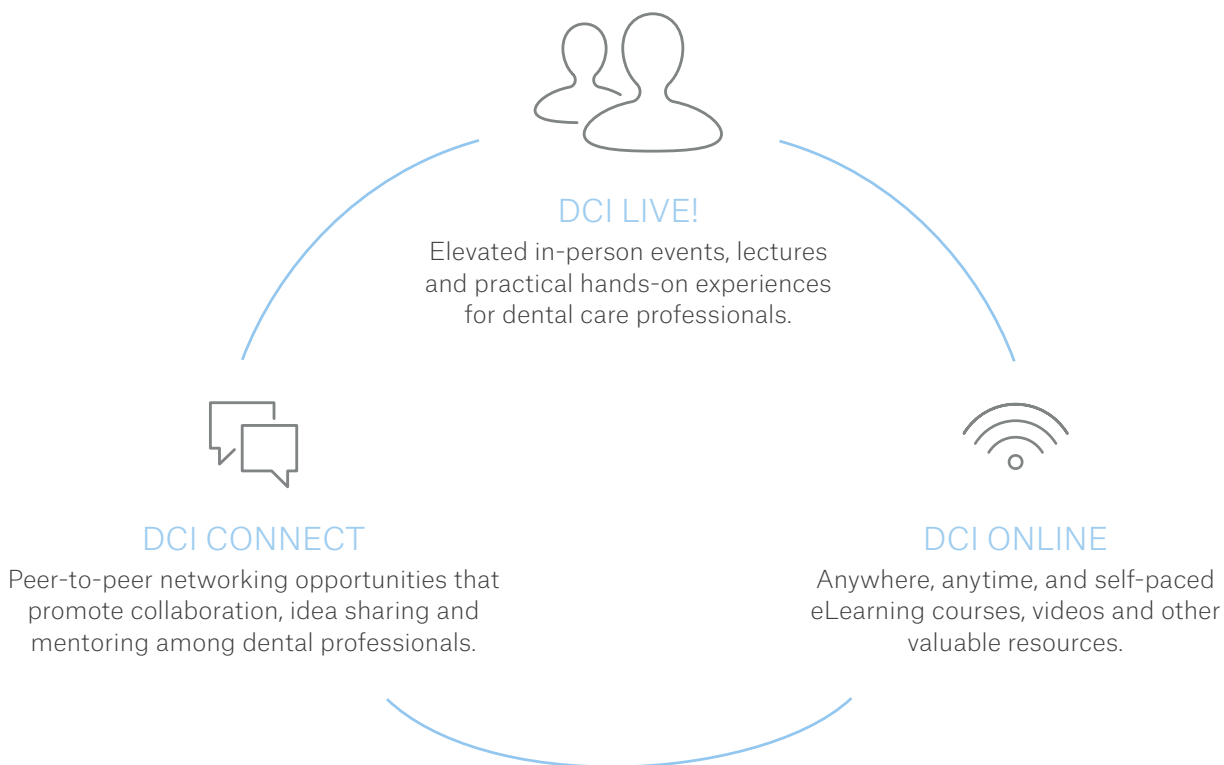
Delivering optimal care extends beyond oral health. Learn how to build and enhance the patient experience while turning your patients into advocates for your practice.

Prices are indicated per person, per course, unless otherwise noted. dentalcorp network members receive preferred pricing from 75-100% off the listed price.

## ELEVATED EDUCATIONAL EXPERIENCES

---

DC Institute's philosophy of delivering Elevated Educational Experiences is manifested in our learning framework through DCI Live!, DCI Online and DCI Connect.





# CORE PROGRAMS

---

DC Institute's curricula offer a broad base of programs for dentists and teams. Offerings are championed by lecturers who are committed to Furthering Excellence in Dentistry.



Endodontics



Oral Pathology



Prosthodontics



Oral and Maxillofacial  
Surgery



Orthodontics



Patient Experience



Periodontics



Sleep Dentistry



Restorative Dentistry



Infection Prevention  
and Control

# ENDODONTICS

---

## PROGRAM OVERVIEW

—  
Learn about breakthrough concepts in the industry and develop expertise and confidence to perform the highest quality endodontics.



## LECTURER



### GARY GLASSMAN, DDS, FRCD(C)

Dr. Gary Glassman is DC Institute's Faculty Chair and Chief Dental Officer at dentalcorp. Dr. Glassman is a world-renowned endodontic specialist who lectures globally, the author of numerous publications, editor for Oral Health dental journal, is on staff at the University of Toronto, Faculty of Dentistry and is Adjunct Professor of Dentistry and Director of Endodontic Programming for the University of Technology in Kingston, Jamaica. Dr. Glassman does all of this while still maintaining his private practice in Toronto, Ontario, Canada.

"DC Institute partners with industry-leading faculty and guest lecturers to turn great learning ideas into outstanding learning experiences." - Dr. Gary Glassman, Endodontics



# ENDODONTICS

**Delivery Method:** Lecture and hands-on

**Audience:** Dentists and Dental Assistants

**AGD Subject Code:** 070

**CE Credits:** 13.5

**Cost:**

Dentists: \$2,190

Dental Assistants: \$500

**Location:** Kelowna, BC

**Date:** October 25 & 26, 2019

—

**Location:** Ottawa, ON

**Date:** November 1 & 2, 2019

**Notes:** (i) Limited seating available.

(ii) Loupes and headlamps should be brought for maximum visualization.

(iii) Extracted teeth and 3-D Printed teeth will be provided.

## TWO-DAY INTENSE ENDODONTICS

—

**Speaker:** Gary Glassman, DDS, FRCD(C)

A full-day lecture and hands-on participation course covering new standards in endodontic treatment. This limited attendance course addresses breakthrough concepts and details the skills necessary for acquiring the expertise and confidence to perform the highest quality endodontics. An adjunctive assistant program will address endodontic setup, rubber dam and radiograph placement and collaboration between dentist and assistant to provide best-in-class patient experience.

### Key Learning Objectives:

- Efficient setup for the endodontic procedure
- Comfortably place rubber dam and x-ray for the endodontic procedure
- Dentist-assistant collaboration for best-in-class patient experience
- Accurately locate the apical constriction and troubleshooting tips
- Access, ultrasonics, and glide path creation
- Shaping predictably with the latest in NiTi instrumentation
- Irrigants and irrigant delivery systems
- Obturation using the continuous wave of condensation and restoration of the endodontically treated tooth
- Hands-on rotation workshop for obturation and restoration of the endodontically treated tooth
- Restore the endodontically treated tooth to maximize endodontic success
- Controlling pain before, during and after the endodontic procedure (including proper medication prescriptions)
- Management of procedural accidents

This is the best endodontics course I have been to in my 29 years of practice!  
Dr. Dan Boyko, Winnipeg, MB

Enrol at [dcinstitute.ca](http://dcinstitute.ca)



## ENDODONTICS

---

### LECTURER

---



#### SERGIO KUTTLE, DDS, BS

Dr. Sergio Kuttler is a world-renowned endodontist and internationally recognized lecturer who received his dental degree from the Universidad Tecnologica De Mexico in 1978, and his Endodontic Certificate from the University of Southern California in 1984. Dr. Kuttler is heavily involved in scientific research and is one of the inventors of Wave One, Wave One Gold and Wave One Gold Glider. He is also the author of numerous scientific papers and serves on several editorial boards for peer-reviewed journals. In addition to his endodontic practice and academic contributions, Dr. Kuttler is the Co-Founder of the International Dental Institute Forever Learning (IDIFL) and Founder of the International Endodontic Institute (IEI) in Fort Lauderdale and Palm Beach Gardens, Florida, USA.



# ENDODONTICS

---

**Delivery Method:** Lecture

**Audience:** Dentists

**AGD Subject Code:** 070

**CE Credits:** 7

**Cost:** \$850

**Location:** Toronto, ON

**Date:** February 22, 2019

## THE GOLDEN ERA OF ROOT CANAL INSTRUMENTATION

---

**Speaker:** Sergio Kuttler, DDS, BS

In 2011, reciprocating instrumentation was reintroduced to endodontics. Due to its simplicity of use and the lack of procedural errors during cleaning and shaping, it has gained tremendous confidence and acceptance among dental schools, general dentists and endodontists worldwide. With new metallurgy and technology to improve the performance of NiTi instruments, “The Golden Era Of Root Canal Instrumentation” has just started and will continue changing the way we perform root canal therapy for years to come.

### Key Learning Objectives:

- Understand the advantages of different alloy treatments in endodontic files
- Understand the advantages of a single file NiTi system
- Understand the objectives of canal instrumentation and how to achieve these objectives with a single NiTi file system based on research
- Understand the advantage of a single file system in preparing root canal systems without procedural errors
- Understand the advantages of core-obturation materials for 3D obturation of the prepared canal space based on the “best evidence possible”

[Enrol at dcinstitute.ca](http://dcinstitute.ca)



## ENDODONTICS

---

**Delivery Method:** Lecture and hands-on

**Audience:** Dentists

**AGD Subject Code:** 070

**CE Credits:** 4

**Cost:** \$500

**Location:** Toronto, ON

**Date:** February 23, 2019

**Prerequisite:** The Golden Era of Root Canal Instrumentation

### TOUCH THE FUTURE TODAY: APP BASED TECHNOLOGY WITH GOLD METALLURGY

—

**Speaker:** Sergio Kuttler, DDS, BS

This workshop is designed for the dental clinician who desires to stay at the forefront of the latest scientific advancements, endodontic techniques and schools of thought. The hands-on session will include NiTi metallurgy, irrigation technologies and 3D obturation that are cutting edge and changing endodontic therapy.

#### Key Learning Objectives:

- Understand and appreciate the advances in metallurgy and file engineering that address cyclic fatigue and file separation
- Understand and appreciate the efficiency of file design enhancements that deliver consistent and predictable root canal preparations in less time and with fewer instruments
- Understand and appreciate energized irrigation protocols with new technologies and techniques for removing bacteria and the smear layer
- Understand and appreciate 3D centrally condensed gutta-percha techniques

[Enrol at dcinstitute.ca](http://dcinstitute.ca)

# PROSTHODONTICS

---

## PROGRAM OVERVIEW

—

Learn about upcoming trends in prosthodontics and incorporating digital technology into your treatment plans for enhanced patient experiences.



## LECTURER



### EFFRAT HABSHA, BSc, DDS, DIP. PROSTHO, MSc, FRCD(C)

Dr. Effrat Habsha earned her Bachelor of Science degree, DDS, Diploma in Prosthodontics and Master of Science degree from the University of Toronto, and completed a one year General Practice Residency at Mount Sinai Hospital in Toronto. Dr. Habsha currently works at her private prosthodontics and implant dentistry practice in Toronto. She also instructs undergraduate and graduate level Prosthodontics at the University of Toronto, Faculty of Dentistry, is a Professor at George Brown College of Applied Arts and Technology – Denturism Program, and is a Staff Prosthodontist at Mount Sinai Hospital where she teaches dental residents. She is also the on-staff Prosthodontist at the MedCan Clinic in Toronto. Dr. Habsha has published numerous articles on topics including tooth wear, dental implants, porcelain veneers, partial denture attachments, and other prosthodontic-related topics and lectures regionally and nationally on various topics related to Prosthodontics.

“DC Institute provides an elevated experience for learners that incorporates best-in-class venues along with real-life, hands-on experiences. Working with DC Institute as a lecturer has allowed me to deliver my courses on prosthodontics to a very engaged and enthusiastic group of dental professionals that truly value their continued education.” - Dr. Effrat Habsha, Prosthodontics



## PROSTHODONTICS

---

**Delivery Method:** Lecture

**Audience:** Dentists,  
Dental Hygienists,  
Dental Assistants

**AGD Subject Code:** 780

**CE Credits:** 3

**Cost:**

Dentist: \$495

Team: \$250

**Location:** Calgary, AB

**Date:** April 5, 2019

### DIGITAL DENTISTRY IN CONTEMPORARY PROSTHODONTICS: IS IT PRACTICAL?

—

**Speaker:** Effrat Habsha, BSc, DDS, Dip. Prostho, MSc, FRCD(C)

Digital technology has had a dramatic impact on all disciplines of dentistry, particularly in the fields of prosthodontics and surgery. The evolution of digital technologies has provided dental professionals with the possibility of following a completely digital workflow, beginning with diagnostic treatment planning to prosthesis fabrication. Clinical data acquisition using intraoral scanners has bridged the digital gap between the clinical practice and the dental laboratory. While these latest digital tools offer new and different workflows compared to conventional techniques, it is imperative that clinical efficiency and restoration accuracy are not compromised. This presentation will provide a practical and pragmatic overview of the digital tools and technologies used in a modern prosthodontic practice. The use of intraoral scanners and the workflow required for simple reconstructions to comprehensive full arch rehabilitations will be presented, in both conventional and implant-based applications. Some of the challenges, limitations and inefficiencies encountered utilizing new technologies will be described.

#### Key Learning Objectives:

- The utilization of digital technology in implant surgery and prosthodontics
- The use of intraoral scanners with conventional crown and bridgework and implant dentistry
- The accuracy, benefits and limitations of intraoral scanners
- Overview of the digital workflow required in comprehensive fixed reconstructions

[Enrol at dcinstitute.ca](http://dcinstitute.ca)





## PROSTHODONTICS

---

**Delivery Method:** Lecture and hands-on

**Audience:** Dentists and Dental Hygienists

**AGD Subject Code:** 780

**CE Credits:**

Dentist: 6,  
Dental Hygienist: 4

**Cost:**

Dentist: \$1,095  
Team: \$250

**Location:** Calgary, AB

**Date:** April 6, 2019

### PORCELAIN VENEERS FROM A-Z

—

**Speaker:** Effrat Habsha, BSc, DDS, Dip. Prosthodontics, MSc, FRCD(C)

The focus of this hands-on program is to provide the general practitioner with key insights in achieving predictable, esthetic outcomes with porcelain veneers. In the first part of the session, we will review prosthodontic treatment planning as well as indications and contraindications for porcelain veneers. A step-by-step approach to tooth preparation, impression, temporization and cementation will follow. Clinical examples of porcelain veneers will be presented. The hands-on component will recap the didactic session, giving course participants the opportunity to prepare, impress and temporize the maxillary anteriors on a typodont.

#### Key Learning Objectives:

- Indications and contraindications for porcelain veneers
- Appropriate treatment planning for porcelain veneers
- The clinical protocol for veneer fabrication including tooth preparation, temporization, impression and veneer cementation
- Hands-on opportunity to fabricate a silicone matrix, prepare, impress and temporize a maxillary typodont for porcelain veneers

[Enrol at dcinstitute.ca](http://dcinstitute.ca)

# ORTHODONTICS

---

## PROGRAM OVERVIEW

—

Our Orthodontics Program covers the three major goals of orthodontic treatment including function, aesthetics and stability of results.



## LECTURER

—



### SAM DAHER, DDS, MSc, FRCD(C),

Dr. Sam Daher is a certified orthodontist specializing in orthodontics and dentofacial orthopedics – combining orthodontic treatments with preventive and maintenance models. He is a keynote speaker for Align Technology and operates six practices across the country. A bilingual speaker of English and French, Dr. Daher earned his Doctor of Dentistry (DDS) degree from McGill University and his specialty degree in orthodontics (MSc) from the Université de Montréal.

“My orthodontic programs enable dentists to deliver the highest quality treatment using Invisalign® therapy. In collaboration with DC Institute, we have been able to deliver these educational programs across Canada and enhance the confidence of Invisalign® providers, allowing them to treat more complex cases. DC Institute delivers a truly valuable educational experience for learners and I look forward to working together through 2019.” - Dr. Sam Daher, Orthodontics



## ORTHODONTICS

---

**Delivery Method:** Lecture

**Audience:** Dentists

**AGD Subject Code:** 379

**CE Credits:** 4

**Cost:** \$549

**Location:** Toronto, ON

**Date:** February 7, 2019

### INCORPORATING INVISALIGN® TREATMENT INTO YOUR OVERALL PLAN

—

**Speaker:** Sam Daher, DDS, MSc, FRCD(C)

Designed for developing Invisalign® providers, this lecture focuses on applying the range of Invisalign® treatment approaches to more complex cases. The inclusion of Invisalign® in practices is providing better clinical outcomes for both the patient and the practitioner. When applied properly, one can expect higher productivity and greater efficiencies. This course will outline technologies and techniques available to enable the digital workflow and treatment planning, as well as how to integrate them into your practice and how to combine them into producing the best patient experience. Special emphasis will be placed on Digital Smile Design, a tool for treatment planning, patient motivation and lab communication.

#### Key Learning Objectives:

- Incorporating Invisalign® treatments into your practice and patient treatment plan
- Finding the best approach to every case from the time of diagnosis to planning the comprehensive treatment
- Applying the principles of biometrics to Invisalign® patient treatments
- Standardizing routing prescription requests
- Utilizing advanced tools in the Clincheck Software to provide additional diagnostic information
- Treatment plan development: evaluating the use of attachments, prescribing and performing IPR, and using buttons and elastics
- Determine what retention solution is ideal for each individual patient

[Enrol at dcinstitute.ca](https://dcinstitute.ca)



## ORTHODONTICS

---

**Delivery Method:** Lecture

**Audience:** Dentists

**AGD Subject Code:** 379

**CE Credits:** 4

**Cost:** \$549

**Location:** Toronto, ON

**Date:** February 8, 2019

### APPROACHING CLASS II CORRECTIONS WITH INVISALIGN®

—

**Speaker:** Sam Daher, DDS, MSc, FRCD(C)

This course is designed to provide all the necessary tools needed to master a wide variety of Class II malocclusions with the Invisalign® clear aligner system, how to establish Class I molar and canine occlusion, and how to reduce anterior overjet and bimaxillary protrusion to alleviate lip strain. The main objective of this course is to provide you with practical tips for the treatment approach, management, monitoring of Class II patients, be they youth or adult patients, with or without auxiliary or extraction strategies.

#### Key Learning Objectives:

- Incorporating Invisalign® Class II treatments into your practice
- Find the best approach from the time of diagnosis to planning the comprehensive treatment
- Apply the principles of biometrics to Invisalign® Class II patient treatment
- Using aligners for upper bilateral posterior distalization
- Class II elastics to reinforce maxillary anchorage during distalization
- Bond buttons on U3 and L6 teeth to serve as attachments/hooks for Class II elastics
- Vertical rectangular attachments on U6 and U4 teeth to assist with distalization
- Extract U8 teeth to facilitate the distalization process
- Achieving treatment goals while addressing patients' chief concerns
- Implementation of proper retention program and protocol

[Enrol at dcinstitute.ca](https://dcinstitute.ca)



## ORTHODONTICS

---

**Delivery Method:** Lecture

**Audience:** Dentists

**AGD Subject Code:** 379

**CE Credits:** 4

**Cost:** \$549

**Location:** Toronto, ON

**Date:** February 8, 2019

### ORTHODONTIC RETENTION AND STABILITY: THE GOOD, THE BAD AND THE UGLY

—

**Speaker:** Sam Daher, DDS, MSc, FRCD(C)

The three major goals of orthodontic treatment are ideal function, ideal aesthetics, and stability of results. The challenge of retaining orthodontic results and ensuring long-term stability remains the biggest challenge for every dentist and orthodontist. This lecture will provide the practitioner with evidence-based clinical information used to inform clinical decisions during treatment planning and retention. This evidence-based lecture will be on both short-term and long-term orthodontic treatment stability.

#### Key Learning Objectives:

- Treatment and retention design, with long-term stability in mind
- Development of a treatment plan that allows for reorganization of the gingival and periodontal tissues
- Treatment to minimize changes due to growth and permit neuromuscular adaptation to the corrected tooth position
- How to maintain teeth in unstable positions (sometimes necessary due to compromise or aesthetics)

[Enrol at dcinstitute.ca](https://dcinstitute.ca)

# PERIODONTICS

---

## PROGRAM OVERVIEW

—

Our Periodontics Program will help dental practitioners understand how to manage soft tissue to ensure a successful and predictable outcome.



## LECTURER



### PAUL JANG, DMD, FCDS(BC), FRCD(C)

Dr. Paul Jang is an expert in periodontics and the Founder and Director of the Northwest Dental Study Club where he mentors and trains dentists from all over the world. Dr. Jang maintains a private practice specializing in all aspects of periodontal therapy with a strong emphasis in dental implant surgery, bone and soft tissue grafting. He has conducted research on implant surgery, bone regeneration and the effect of HIV infection on oral health. Dr. Jang is also the Clinical Assistant Professor in the Department of Periodontics and Implant Surgery at the University of British Columbia, Faculty of Dentistry.

“It has been a real pleasure to provide quality continuing education with DC Institute over the last few years. As a faculty member, I am confident that with the support of DC Institute, dentists and their teams will have access to a full spectrum of the education needed to elevate their clinical skills and patient management. I look forward to the upcoming academic year and to be part of a such a great educational organization.” - Dr. Paul Jang, Periodontics



## PERIODONTICS

**Delivery Method:** Lecture and hands-on

**Audience:** Dentists

**AGD Subject Code:** 490

**CE Credits:** 7

**Cost:** \$1,095

**Location:** Toronto, ON

**Date:** April 13, 2019

The seminar with Dr. Paul Jang was a very practical ‘do it on Monday’ course!

Dr. Lydell Wenzel,  
Medicine Hat, AB

### SOFT TISSUE GRAFTING AND MANAGEMENT WORKSHOP

**Speaker:** Paul Jang, DMD, FCDS(BC), FRCD(C)

A successful and predictable outcome in implant dentistry is heavily dependent on clinicians understanding and ability to manage soft tissue. Common mistakes and difficult to manage problems such as early bone graft and membrane exposure, graft shrinkage and failure and unforeseen infection can all lead to an unwanted outcome. Dr. Jang will review proper steps to ensure such problems are avoided and to achieve successful outcome from flap design, incision, graft insertion/stability and suturing technique. Two of the most important soft tissue techniques available (free gingival grafting and subepithelial connective tissue graft) for natural teeth and implants will be discussed in a step-by-step fashion and demonstrated during the hands-on session. Other contemporary techniques such as tunnelling pinhole and VISTA will also be discussed.

#### Key Learning Objectives:

- Incision designs for posterior and anterior esthetic zones
- Papillae preserving incision (how to prevent papillae shrinkage and loss)
- When and how to raise a full and partial thickness flap
- How to make periosteal release for proper tension-free closure of surgical site
- Stabilizing bone grafting material and membrane (technique and materials)
- Soft tissue grafting techniques: free gingival and subepithelial connective tissue grafting
- Review of suture materials and techniques
- Proper use of histoacryl glue (Periacryl glue) for graft and flap management

*Key Learning Objectives continued on next page*



## PERIODONTICS

---

### Key Learning Objectives *(continued)*:

- Use of allograft material (acellular dermal matrix) and xenograft material (collagen membrane) as an alternative to donor tissue for soft tissue grafting: pros and cons
- Management of complications: early and late graft/implant failures
- How concentrated growth factors (CGF/PRF) can be utilized to aid in successful outcomes

[Enrol at dcinstitute.ca](https://dcinstitute.ca)



# RESTORATIVE DENTISTRY

---

## PROGRAM OVERVIEW

—  
Improve your clinical skills and knowledge in restorative dentistry with modern techniques and treatment modalities.



## LECTURER



### CATHIA BERGERON, DMD, MSc

Dr. Cathia Bergeron received her DMD degree from Université Laval in Québec, Canada. She also completed a General Practice Residency (GPR) at the same institution. In 1999, she received a Certificate in Operative Dentistry and a Master of Science degree from the University of Iowa. Dr. Bergeron is currently Professor of Operative Dentistry at Laval University where she also serves as Dean. She maintains a university practice limited to operative dentistry with a strong emphasis on esthetic dentistry. Her primary interests are in the areas of aesthetics, composite resins, dental adhesion and minimally invasive dentistry. Dr. Bergeron shares her expertise in direct restorative procedures through numerous lecture and hands-on courses in Canada and abroad.



## RESTORATIVE DENTISTRY

---

**Delivery Method:** Lecture

**Audience:** Dentists

**AGD Subject Code:** 250

**CE Credits:** 6

**Cost:** \$950

**Location:** Toronto, ON

**Date:** January 19, 2019

### THE ART AND SCIENCE OF DIRECT ESTHETIC RESTORATIONS

---

**Speaker:** Cathia Bergeron, DMD, MSc

Direct composite restorations on anterior and posterior teeth have become very desirable treatment options for clinicians motivated to offer their patients conservative, functional, long-lasting and esthetic solutions. The quality and longevity of composite restorations have improved significantly over the past decades because of enhancements in composite physical and optical properties along with developments in adhesive technology. With proper techniques and state-of-the-art composite systems, clinicians can create beautiful restorations that mimic natural tooth structure. This course is intended to improve your knowledge and skills when performing direct composite procedures, based on scientifically valid information. The main goal is to share with practitioners a clinically conservative and predictable approach applicable in daily practice. The program will discuss posterior restorations with step-by-step clinical examples to demonstrate how to place well-sealed, long-lasting posterior composites replicating natural morphology. Anterior restorations will also be discussed with a strong emphasis on understanding polychromatic shading. Clinicians will learn how to create natural-looking restorations based on optical properties of composite materials and tooth structure.

#### Key Learning Objectives:

- Identify factors involved in post-operative sensitivity and prevent their occurrence
- Use minimally invasive preparation designs
- Reduce gingival margin leakage by using a flowable resin in a snowplow technique
- Obtain anatomically correct interproximal morphology and tight contacts

*Key Learning Objectives continued on next page*



# RESTORATIVE DENTISTRY

---

## Key Learning Objectives *(continued)*:

- Form beautiful occlusal anatomy and reduce finishing time
- Understand colour parameters and choose composite shades to obtain the best possible colour match
- Prepare anterior teeth conservatively to facilitate blending of composite into enamel
- Place and layer multiple composite resin shades with a lingual index
- Create effects in the incisal third to mimic polychromatic structure
- Replicate in composite the subtleties of contour, anatomy, texture and surface finish found in natural dentition

[Enrol at \*dcinstitute.ca\*](https://dcinstitute.ca)

# ORAL PATHOLOGY

---

## PROGRAM OVERVIEW

—  
Learn about practical clinical oral pathology with an emphasis on conditions commonly seen in the dental practice, including diagnosis, management, use of screening tools, and biopsies.



## LECTURER



### HAGEN B. D. KLIEB, HBSc, MSc, DMD, FRCD(C) ORAL PATHOLOGIST

Dr. Klieb graduated from the Faculty of Dentistry at McGill University and subsequently completed specialty training at the University of Toronto, obtaining his Masters of Science degree in the field of molecular biology. He is a certified specialist in oral and maxillofacial pathology and oral medicine and is a staff clinician at Sunnybrook Health Sciences Centre, where he holds cross appointments with the Departments of Dentistry and Anatomic Pathology. Dr. Klieb is active in dental and medical post-graduate education and has several publications in peer-reviewed journals, is an Examiner with the Royal College of Dentists of Canada and also maintains a private practice in Toronto.

“The overwhelming success of our oral medicine/oral pathology program has been the result of exceptional organizational efforts of the DC Institute staff, first class venues, and most importantly, our dedicated and enthusiastic dentists and teams in attendance.” - Dr. Hagen Klieb, Oral Pathology

# ORAL PATHOLOGY

---

## LECTURER

---



### PETER TA, DDS, FRCD(C)

Dr. Peter Ta is an oral and maxillofacial surgeon who practices the full scope of oral and maxillofacial surgery. Dr. Ta received his undergraduate degree in Genetics as well as his DDS from the University of Western Ontario. He completed a one-year general practice residency at the Sunnybrook Health Sciences Centre, followed by specialty training in oral and maxillofacial surgery at the University of Toronto which included a Masters of Science in the field of bone biology, focusing on bone grafting and regeneration. Dr. Ta is an active hospital staff member at Sunnybrook Health Sciences Centre and Trillium Health Partners and is a clinical instructor at the University of Toronto in the discipline of oral surgery.

“The DC Institute approach to continuing education has created an engaging environment for learning. The unique event venues and attention to detail ensure a positive educational experience for learners. The support of the DC Institute team has allowed for the design of educational programs with the clinician experience as the core focus. The result has been creating a learning environment that is absolutely enjoyable.” - Dr. Peter Ta, Oral Pathology



## ORAL PATHOLOGY

---

**Delivery Method:** Lecture and hands-on

**Audience:** Dentists

**AGD Subject Code:** 730

**CE Credits:** 12

**Cost:** \$1,590

**Location:** Kelowna, BC

**Date:** February 1 & 2, 2019

Excellent, excellent, excellent!  
Courses like this put attendees  
way ahead of the curve in  
knowledge and patient care.

Dr. Howard Rosen,  
Thornhill, ON

### ORAL PATHOLOGY - WHAT'S NEW AND WHAT'S WORTH REMEMBERING?

—

**Speakers:** Hagen Klieb, HBSc, MSc, DMD, FRCD(C)  
& Peter Ta, DDS, FRCD(C)

This course outlines practical clinical oral pathology with an emphasis on conditions that are commonly seen in the dental practice, including diagnosis, management, use of screening tools, and biopsies. It will highlight conditions that are difficult to diagnose and/or manage, newly diagnosed conditions and premalignant/malignant lesions. Concepts in diagnosis will also be discussed, with special attention to adjuvant screening tools and oral soft-tissue biopsies.

#### Key Learning Objectives:

- Understand the etiology and management of oral lesions
- Better recognize oral lesions and formulate a differential diagnosis
- Develop a diagnostic approach including an understanding of the oral soft-tissue biopsy technique

[Enrol at dcinstitute.ca](http://dcinstitute.ca)

# PATIENT EXPERIENCE

---


## PROGRAM OVERVIEW

—

DC Institute's Patient Experience Program is designed to educate the entire practice team on providing a positive experience for patients both in and beyond the chair. Through lecture and activity based sessions, you will learn how to identify and demonstrate your practice's unique brand. This program provides learners with both knowledge and tools to develop a successful patient experience management protocol in the practice.



## LECTURER



### BRUCE V. FREEMAN, DDS, D.ORTHO, MSc ORTHODONTICS/ FACIAL PAIN

Dr. Bruce Freeman is an international lecturer on the topics of clinical orthodontics, virtual surgical planning and facial pain disorders. He maintains a private orthodontic practice in Toronto with an emphasis on pre-prosthetic and surgical care. Dr. Freeman is an Associate in Dentistry at the University of Toronto and co-directs the Facial Pain Unit in the Department of Dentistry at Mount Sinai Hospital in Toronto, where he also participates in research endeavours.

"Patients come first. We all say that, and we know it, but how exactly do we do it? My lecture on developing a Patient Experience Program is exciting as every team wants to endeavour to do their best for their patients but needs a roadmap and protocols to ensure it is done right. We have guidelines for every procedure we do and delivering an outstanding patient experience is no different. Offices across the country are embracing new ways to ensure that their patients have the best experience possible, each and every visit." - Dr. Bruce V. Freeman, Patient Experience



## PATIENT EXPERIENCE

---

**Delivery Method:** Lecture

**Audience:** Dentists, Dental Hygienists, Dental Assistants, Administrative Team

**AGD Subject Code:** 149

**CE Credits:** 6

**Cost:**

Team (5): \$3,900

Individual: \$999

**Location:** Toronto, ON

**Date:** January 25, 2019

—

**Location:** Ottawa, ON

**Date:** May 3, 2019

—

**Location:** Edmonton, AB

**Date:** September 20, 2019

### THE VALUE OF A PATIENT EXPERIENCE MANAGEMENT PROGRAM IN YOUR PRACTICE

—

**Speaker:** Bruce Freeman, DDS, D.Ortho, MSc, Orthodontics/Facial Pain

Patient experience is defined as your patients' conscious and subconscious perceptions of the services you provide and encompasses both clinical and general experiential constructs. Whether you have just started with your practice, or you are already an established owner, this lecture will help you have a clearer understanding of how the patient views you, your office and team, and the care they receive. In order to deliver the best service to your patients, you need to learn how to view their experience in your clinic through their eyes.

Patient Experience Management lecture includes all best practices, to help you plan, design, and react to everyday patient interactions. It has the power to increase patient satisfaction, loyalty, and acceptance of your services so you can exceed patient expectations. This lecture will give you the tools for the implementation of a successful Patient Experience Program in your practice.

#### Key Learning Objectives:

- What is the definition of Patient Experience and Patient Experience Management?
- Understanding the secret to building an excellent Patient Experience
- How to recognize those issues, both experiential and clinical, that are affecting patient retention and acceptance of treatment plans
- Understand the connection between rational, emotional, subconscious, and psychological patient experiences and why they are essential
- Evaluate those details that most practices overlook
- Understanding the problems and pitfalls you will face
- How to get the team involved
- How successful is your brand?

[Enrol at dcinstitute.ca](http://dcinstitute.ca)



# ORAL AND MAXILLOFACIAL SURGERY

---

## PROGRAM OVERVIEW

—

Learn about a multitude of topics on oral surgery for general practitioners. Our Oral Surgery Program is designed to help you manage complex oral surgery cases including preparation, treatment planning and post-operative complications. This program will allow general practitioners to recommend the best course of action for patients requiring complex treatment.



## LECTURER



### LESLEY DAVID, DDS, DIP. OMFS, FRCD(C)

Dr. Lesley David is an oral and maxillofacial surgeon who maintains a private practice in Toronto. She is on staff at several hospitals and teaches in the undergraduate Oral Surgery Clinic and the graduate Implant Prosthodontic Unit at the University of Toronto. Dr. David has numerous publications in implant dentistry and lectures nationally and internationally on various topics in implant dentistry and oral and maxillofacial surgery.



## ORAL AND MAXILLOFACIAL SURGERY

---

**Delivery Method:** Lecture

**Audience:** Dentists

**AGD Subject Code:** 690

**CE Credits:** 7

**Cost:** \$1,095

**Location:** Toronto, ON

**Date:** April 6, 2019

—

**Location:** Calgary, AB

**Date:** June 21, 2019

—

**Location:** Kelowna, BC

**Date:** June 22, 2019

### A POTPOURRI OF ORAL SURGERY AND IMPLANTS FOR GENERAL PRACTICE

—

**Speaker:** Lesley David, DDS, Dip. OMFS, FRCD(C)

This seminar will review various clinical situations which practitioners face during the course of general practice. Multiple basic implant and oral surgery topics will be discussed to review appropriate management of patients and minimize negative outcomes. Among the topics to be discussed are dental infections, the dental extraction technique, socket grafting, immediate loading, post-operative complications, and much more. Answers to the most frequently asked questions in implant dentistry and oral surgery will be addressed, and secrets for success will be reviewed.

#### Key Learning Objectives:

- Understand how to manage extractions in preparation for dental implants
- Review how to treatment-plan, optimizing success regardless of the implant site
- Review various oral surgery scenarios and understand the decision-making process inherent in treatment recommendation, and prevention and management of complications

[Enrol at dcinstitute.ca](http://dcinstitute.ca)



## INFECTION PREVENTION AND CONTROL

---

**Delivery Method:** eLearning

**Audience:** Dentists, Dental Hygienists, Dental Assistants, Administrative Team

**AGD Subject Code:** 148

**CE Credits:** 2.5

**Cost:** \$59

### INFECTION PREVENTION AND CONTROL (IPAC) FOR DENTAL HEALTH PROFESSIONALS

—

#### eLearning

This Infection Prevention and Control (IPAC) course is an interactive program for dental health professionals who are new to infection prevention and control practices and protocols or are in need of continuing education in them. The purpose of the course is to introduce dental health professionals to IPAC concepts and provide the knowledge and skills necessary for successful infection and disease prevention in the practice.

#### Key Learning Objectives:

- IPAC Routine Practices: practices used routinely during all activities, for all clients, patients and residents in all health care settings that help prevent and control the spread of infectious agents
- Routine practices for certain pathogens or clinical presentations that are based on the mode of transmission: contact, droplet and/or airborne


[Enrol at dcinstitute.ca](https://dcinstitute.ca)

## 2019 COURSE CALENDAR

COURSES	LOCATIONS	DATES
Digital Dentistry in Contemporary Prosthodontics	Halifax, NS	January 11
Porcelain Veneers from A-Z	Halifax, NS	January 12
The Art and Science of Direct Esthetic Restorations	Toronto, ON	January 19
The Value of a Patient Experience Management Program in Your Practice	Toronto, ON	January 25
Oral Pathology: What's New and What's Worth Remembering?	Kelowna, BC	February 1 & 2
Incorporating Invisalign® Treatment into Your Overall Plan	Toronto, ON	February 7
Approaching Class II Corrections with Invisalign®	Toronto, ON	February 8
Orthodontic Retention and Stability: The Good, The Bad and The Ugly	Toronto, ON	February 8
The Golden Era of Root Canal Instrumentation	Toronto, ON	February 22
Touch The Future Today: App Based Technology with Gold Metallurgy	Toronto, ON	February 23
Digital Dentistry in Contemporary Prosthodontics	Calgary, AB	April 5

## 2019 COURSE CALENDAR

COURSES	LOCATIONS	DATES
Porcelain Veneers from A-Z	Calgary, AB	April 6
A Potpourri of Oral Surgery and Implants for General Practice	Toronto, ON	April 6
Soft-Tissue Grafting and Management Workshop	Toronto, ON	April 13
The Value of a Patient Experience Management Program in Your Practice	Ottawa, ON	May 3
A Potpourri of Oral Surgery and Implants for General Practice	Calgary, AB	June 21
A Potpourri of Oral Surgery and Implants for General Practice	Kelowna, BC	June 22
The Value of a Patient Experience Management Program in Your Practice	Edmonton, AB	September 20
Two-Day Intense Endodontics	Kelowna, BC	October 25 & 26
Two-Day Intense Endodontics	Ottawa, ON	November 1 & 2

 Visit [dcinstitute.ca](https://dcinstitute.ca) to enrol in courses or learn more about our programs.

## THANK YOU TO OUR SPONSORS

---



If you would like to become a sponsor or learn more about our sponsorship opportunities, please contact us at [info@dcinstitute.ca](mailto:info@dcinstitute.ca).



**Disclaimers** *Prices are subject to change. dentalcorp network members receive preferred pricing from 75-100% off the listed price.*

**Cancellation Policy** *(subject to change)*


*Registrants may cancel before 10 am EST, 7 calendar days prior to the course to receive a full refund. While no refunds will be given after the cancellation deadline, fees can be applied toward any future course offering. Please contact [info@dcinstitute.ca](mailto:info@dcinstitute.ca)*

*Clinical training provided by guest speakers reflects their own view and not necessarily those of DC Institute.*

*Space is limited and registration is available on a first come, first served basis.*

---

We continually add educational courses that support varying learning styles and formats to build your skill set. Stay connected to keep up-to-date with our latest offerings.

🔍 Visit us online: [dcinstitute.ca](https://dcinstitute.ca)    ✉ Contact us: [info@dcinstitute.ca](mailto:info@dcinstitute.ca)     Follow us: [DC Institute](#)



DC Institute is designated as an Approved PACE Program Provider by the Academy of General Dentistry. The formal continuing education programs of this program provider are accepted by AGD for Fellowship, Mastership and membership maintenance credit. Approval does not imply acceptance by a state or provincial board of dentistry or AGD endorsement. The current term of approval extends from 3/1/2017 to 2/28/2019. Provider ID# 374697