



DC·INSTITUTE

Furthering Excellence in Dentistry



2020 CATALOG

2020



DC Institute is designated as an Approved PACE Program Provider by the Academy of General Dentistry. The formal continuing education programs of this program provider are accepted by AGD for Fellowship, Mastership and membership maintenance credit. Approval does not imply acceptance by a state or provincial board of dentistry or AGD endorsement. The current term of approval extends from 03/01/2019 to 02/28/2022. Provider ID# 374697

DR. GARY GLASSMAN

A letter from DC Institute's Faculty Chair & Endodontist

Dear Colleagues,

It is my privilege to share with you the catalog for DC Institute's 2020 teaching calendar.

DC Institute remains the continuing education provider of choice for the dentalcorp network and the dental industry across Canada. We have evolved the 2020 curriculum to focus on the fundamentals that can immediately impact practice skills. Furthermore, the majority of the courses are taught through hands-on learning and offer real time, practical skills training, to enable attendees to take knowledge from the classroom directly to the operator.

I am pleased to share that Dr. Bruce Freeman's Patient Experience course will be offered again. The 2019 course was incredibly well received and, in 2020, Dr. Freeman will further enhance the content with additional experiences and examples.

DC Institute is also bringing back a past favourite, Dr. Paul Jang's *Platelet-Rich Blood Derivatives: PRP, PRF, and CGF* course, which was first offered in 2017 and has since been refreshed and updated. Dr. Jang is also introducing a new course: *Comprehensive Socket Preservation and Lateral Ridge Bone Augmentation for Future Implant Placement*. Through hands-on learning, participants will explore techniques to preserve an extraction socket and guide bone regeneration.

DC Institute has always endeavored to inspire dental care

professionals to seek ongoing learning opportunities and to make a positive difference in their patients' well being. Our 2020 calendar will enable practitioners to flourish in their careers and to positively build on both their clinical skills and patient connectivity. These programs are designed to Further Excellence in Dentistry and to have an even greater impact on your team, your practice and your patients' lives.

I encourage you to review the catalog and select the courses that best meet your practice needs.

Together, we are transforming the dental industry!



Dr. Gary Glassman

COMMITTED TO FURTHERING EXCELLENCE IN DENTISTRY

DC Institute inspires personal and professional development through an enriched learning experience, providing the resources needed to advance the patient care agenda. DC Institute's flexible curriculum is delivered through an expansive eLearning platform and live training sessions at venues across Canada.

TABLE OF CONTENTS

2019 At-A-Glance	06
Key Learning Pillars	07
Elevated Educational Experiences	08
Core Programs	09
Endodontics	10
Prosthodontics	14
Periodontics	16
Patient Experience	19
Practice Development	21
dentalcorp Associate Development Program	22
2020 Course Calendar	23
Our Sponsors	24

2019 AT-A-GLANCE

NOTABLE VENUES FROM 2019

- JW Marriott Parq Vancouver
- Quail's Gate Winery (Kelowna)
- Summerhill Pyramid Winery (Kelowna)
- Deane House (Calgary)
- The Broadview Hotel (Toronto)
- Thompson Hotel (Toronto)



28

DCI Live!
courses hosted
in 2019

Over
700
course attendees

5,000
CE hours issued at DCI Live!
hosted courses

KEY LEARNING PILLARS

Courses are developed under four key learning pillars to suit your individual practice needs.



CLINICAL

New technologies and techniques are constantly advancing the field of dentistry. Build your learning, capabilities and confidence from our distinguished faculty on topics including Periodontics, Endodontics, Prosthodontics, and more.



PRACTICE DEVELOPMENT

Our courses provide tools for optimizing your operations, allowing you to focus on patient care. Learn how to enhance your practice with courses on patient retention, practice growth, and process optimization.



PRACTICE TEAM

Optimal patient care starts with a focused, motivated and cohesive team. Learn how to lead, communicate more effectively and build alignment with courses that demonstrate the importance and impact of effective teamwork.

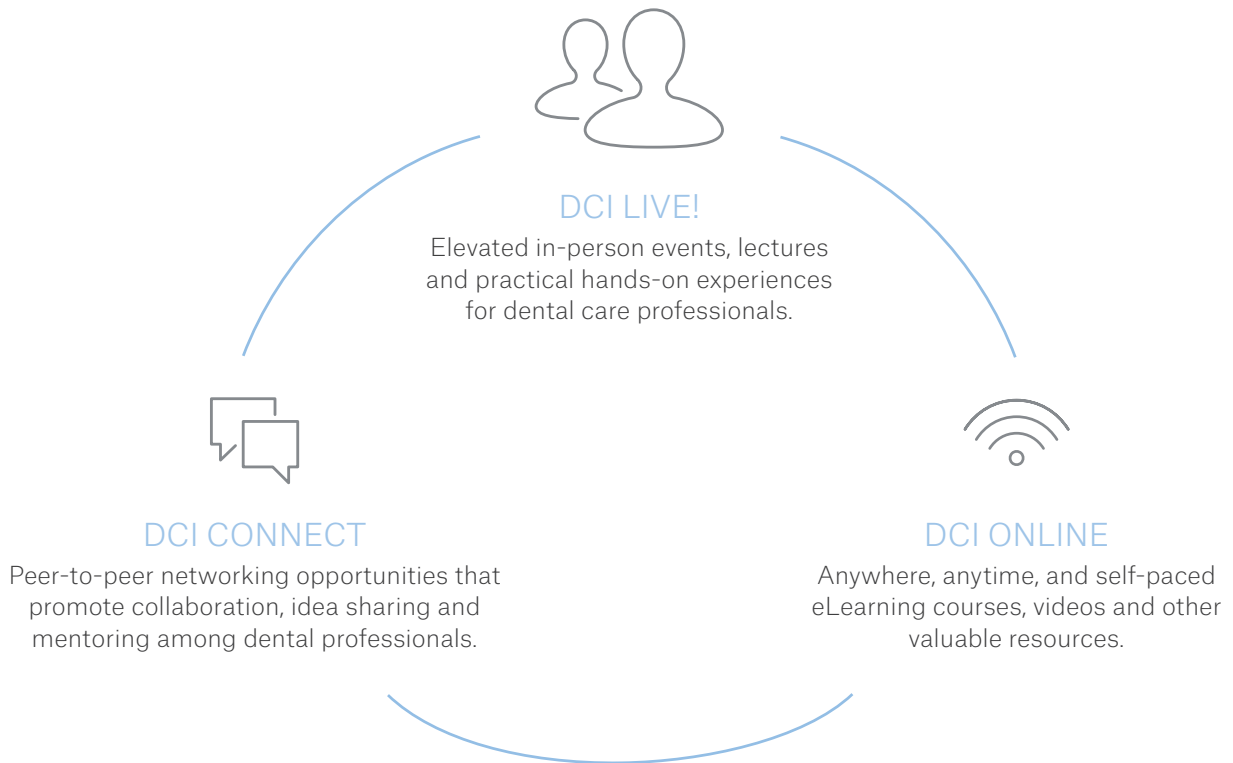


PATIENT EXPERIENCE

Delivering optimal care extends beyond oral health. Learn how to build and enhance the patient experience while turning your patients into advocates for your practice.

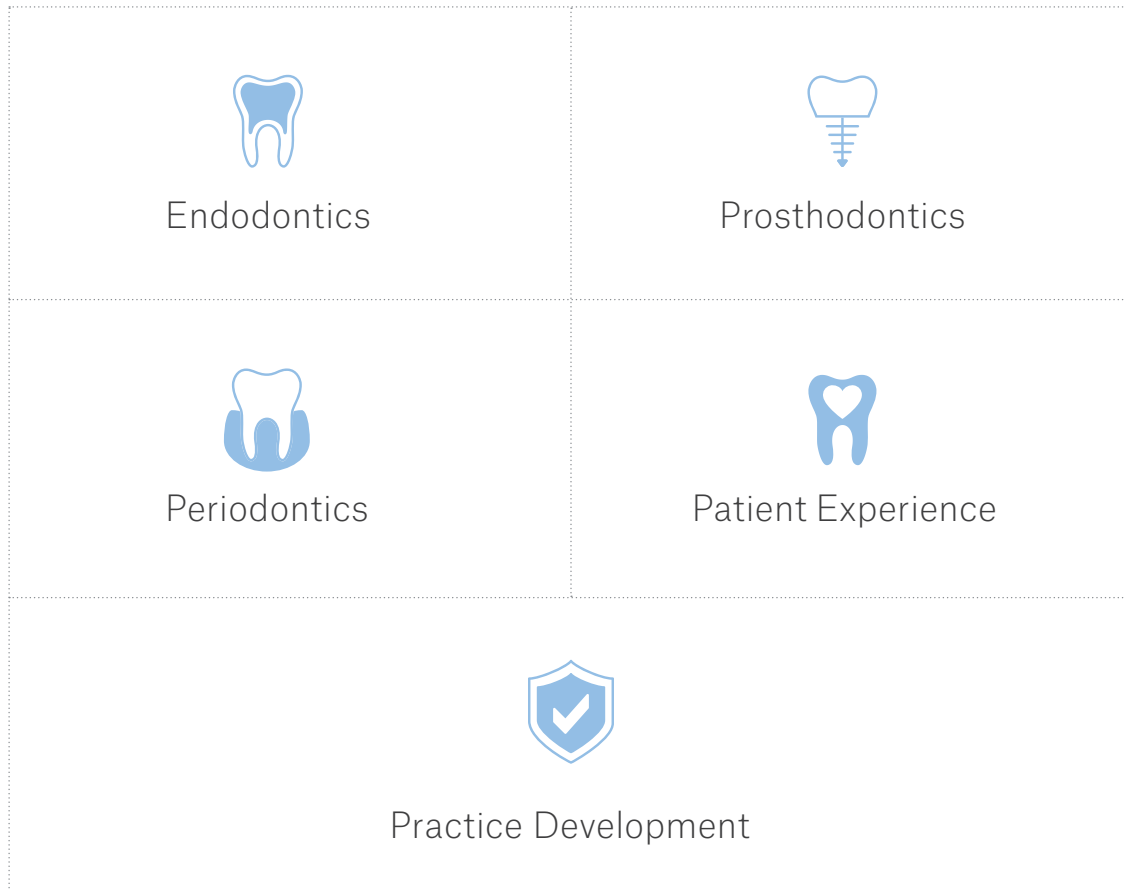
ELEVATED EDUCATIONAL EXPERIENCES

DC Institute's philosophy of delivering Elevated Educational Experiences is manifested in our learning framework through DCI Live!, DCI Online and DCI Connect.



CORE PROGRAMS

DC Institute's curricula offer a broad base of programs for dentists and teams. Offerings are championed by lecturers who are committed to Furthering Excellence in Dentistry.



ENDODONTICS

PROGRAM OVERVIEW

—

Learn about breakthrough concepts in the industry and develop expertise and confidence to perform the highest quality endodontics.



LECTURER

—



GARY GLASSMAN, DDS, FRCD(C)

Dr. Gary Glassman is DC Institute's Faculty Chair and Chief Dental Officer at dentalcorp. Dr. Glassman is a world renowned Endodontic specialist who lectures globally, the author of numerous publications, editor for Oral Health Journal, is on staff at the University of Toronto, Faculty of Dentistry and is Adjunct Professor of Dentistry and Director of Endodontic Programming for the University of Technology in Kingston, Jamaica. Dr. Glassman does all of this while still maintaining his private practice in Toronto, Ontario, Canada.



ENDODONTICS

Delivery Method: Lecture and hands-on

Audience: Dentists and Dental Assistants

AGD Subject Code: 070

CE Credits: 13.5

Cost:

Dentists: \$1,450
+ applicable taxes

Dental Assistants: \$300
+ applicable taxes

Location: Kelowna, BC
Date: May 22 & 23, 2020

—
Location: Ottawa, ON
Date: October 23 & 24, 2020

Sponsor:



TWO-DAY INTENSE ENDODONTICS

—

Speaker: Gary Glassman, DDS, FRCD(C)

This course addresses breakthrough concepts and details the skills necessary for acquiring the expertise and confidence to perform the highest quality endodontics. As a participant in our program, you will become familiar with the use of the “apex last” approach to canal shaping with nickel-titanium instrumentation using the ProTaper™ Gold Rotary and WaveOne™ Gold Reciprocating NiTi Systems. Choose whether you want to shape your canals using Continuous Rotation or Reciprocation. The end result is increased resistance to cyclic fatigue with more confidence in your hands.

Also to be discussed will be predictable irrigation protocols using Passive Sonic Irrigation and Apical Negative Pressure. Vertical condensation of thermo-softened gutta percha using The Continuous Wave of Condensation™ and GuttaCore™ thermosoftened carriers will also be discussed.

During this exciting, fast-paced presentation, the attendee will receive hands-on experience in a workshop environment.

An adjunctive assistant programme will address Endodontic Set Up, Rubber Dam and x-ray placement and collaboration between doctor and assistant to provide best in class patient experience.

Key Learning Objectives on next page



ENDODONTICS

TWO-DAY INTENSE ENDODONTICS (CONT'D)

—

Key Learning Objectives (Dentists):

- Endodontic Breakthroughs and Concepts allowing the enjoyment of successful endodontic treatment to last a lifetime
- Assess the criteria for a successful endodontic procedure
- Perform a Systematic Diagnostic Protocol and Treatment Plan
- Provide emergency endodontic care
- Access for success - looking for the MB2 canal
- Accurately locate the apical terminus and troubleshooting tips for apex locators
- Provide predictable Glide Paths using efficient SX™ Orifice Opener, ProGlider™ and WaveOne Gold Glider™
- Shape the root canal space using ProTaper Gold™ rotary and WaveOne™ Gold Reciprocating NiTi Systems in a safe and efficient manner
- Remove the Smear layer and Biofilm using state of the art Irrigation Protocols
- Obturate the root canal system in 3-D utilizing the Continuous Wave of Condensation™ and Gutta Core™ thermosoftened carriers

Key Learning Objectives (Dental Assistants):

- Tray set up and collaboration with doctor
- Isolation: Learn everything about dental dam isolation and placement
- Radiology: Learn to take radiographs for endo with dental dam in place

Notes:

- Doctors attending must bring two pre-accessed teeth, negotiated to the apices with a #10 hand file and two unaccessed teeth, all of which should be soaked in full strength bleach for 24 hours (no wisdom teeth)
- DG 16 Endodontic Explorers and Loupes and headlamps should also be brought by the doctor attending for maximum visualization
- 3-D Printed teeth will be provided for the attendee

[Enrol at dcinstitute.ca](https://www.dcinstitute.ca)



ENDODONTICS

Delivery Method: Lecture and hands-on

Audience: Dentists

AGD Subject Code: 070

CE Credits: 6

Cost:
\$950 + applicable taxes

Location: Toronto, ON

Date: November 27, 2020

Notes:

- Limited seating available
- DG 16 Endodontic Explorers and Loupes and headlamps should be brought for maximum visualization
- 3-D Printed teeth will be provided for the attendee

Sponsor:



ONE-DAY INTENSE ENDODONTICS

—

Speaker: Gary Glassman, DDS, FRCD(C)

This course addresses breakthrough concepts and details the skills necessary for acquiring the expertise and confidence to perform the highest quality endodontics. As a participant in our program, you will become familiar with the use of the “apex last” approach to safe and efficient canal shaping with reciprocating heat treated WaveOne Gold™ nickel-titanium instrumentation. Glide Path creation will be discussed as a pre-emptive measure to ensure a safe pathway to the root canal apex.

We will also discuss predictable irrigation protocols using Passive Sonic Irrigation, vertical condensation of thermo-softened gutta percha using The Continuous Wave of vertical condensation and Gutta Core™ thermosoftened carriers.

During this exciting, fast-paced presentation the attendee will receive hands-on experience in a workshop environment.

Key Learning Objectives:

- Endodontic Breakthroughs and Concepts allowing the enjoyment of successful endodontic treatment to last a lifetime
- Assess the criteria for a successful endodontic procedure
- Accurately locate the apical constriction, and troubleshooting tips
- Provide predictable Glide Paths using efficient Orifice Openers and WaveOne™ Gold Glider
- Shape the root canal space using WaveOne™ Gold NiTi technology in a safe and efficient manner
- Remove the Smear layer and Biofilm using state of the art Irrigation Protocols
- Obturate the root canal system in 3-D utilizing the Continuous Wave of Condensation and Gutta Core™ thermosoftened carriers

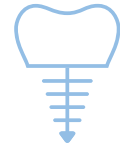
[Enrol at dcinstitute.ca](http://dcinstitute.ca)

PROSTHODONTICS

PROGRAM OVERVIEW

—

Learn about upcoming trends in prosthodontics and incorporating digital technology into your treatment plans for enhanced patient experiences.



LECTURER



EFFRAT HABSHA, BSC, DDS, DIP. PROSTHO, MSc, FRCD(C)

Dr. Effrat Habsha earned her Bachelor of Science degree, DDS, Diploma in Prosthodontics and Master of Science degree from the University of Toronto, and completed a one year General Practice Residency at Mount Sinai Hospital in Toronto. Dr. Habsha currently works at her private prosthodontics and implant dentistry practice in Toronto. She also instructs undergraduate and graduate level Prosthodontics at the University of Toronto, Faculty of Dentistry, is a Professor at George Brown College of Applied Arts and Technology – Denturism Program, and is a Staff Prosthodontist at Mount Sinai Hospital where she teaches the dental residents. She is also the on-staff Prosthodontist at the MedCan Clinic in Toronto. Dr. Habsha has published numerous articles on topics including tooth wear, dental implants, porcelain veneers, partial denture attachments, and other prosthodontic-related topics and lectures regionally and nationally on various topics related to Prosthodontics.

“DC Institute provides an elevated experience for learners that incorporates best-in-class venues along with real-life, hands-on experiences. Working with DC Institute as a lecturer has allowed me to deliver my courses on prosthodontics to a very engaged and enthusiastic group of dental professionals that truly value their continued education.” - Dr. Effrat Habsha, Prosthodontics



PROSTHODONTICS

Delivery Method: Lecture and hands-on

Audience: Dentists and Dental Hygienists

AGD Subject Code: 780

CE Credits:

Dentist: 6

Dental Hygienist: 4

Cost:

Dentist: \$950

+ applicable taxes

Dental Hygienists: \$250

+ applicable taxes

Location: Kelowna, BC

Date: April 3, 2020

Sponsor:



PORCELAIN VENEERS FROM A-Z

—

Speaker: [Effrat Habsha, BSc, DDS, Dip. Prosthodontics, MSc, FRCD\(C\)](#)

The focus of this hands-on program is to provide the general practitioner with key insights in achieving predictable, esthetic outcomes with porcelain veneers. In the first part of the session, we will review prosthodontic treatment planning as well as indications and contraindications for porcelain veneers. A step-by-step approach to tooth preparation, impression, temporization and cementation will follow. Clinical examples of porcelain veneers will be presented. The hands-on component will recap the didactic session, giving course participants the opportunity to prepare, impress and temporize the maxillary anteriors on a typodont.

Key Learning Objectives:

- Indications and contraindications for porcelain veneers
- Appropriate treatment planning for porcelain veneers
- The clinical protocol for veneer fabrication including tooth preparation, temporization, impression and veneer cementation
- Hands-on opportunity to fabricate a silicone matrix, prepare, impress and temporize a maxillary typodont for porcelain veneers

[Enrol at dcinstitute.ca](#)

PERIODONTICS

PROGRAM OVERVIEW

—

Our periodontics programs provide dental practitioners with the hands-on experience to elevate their skills in both soft-tissue and bone grafting as well as preparing for future implant placement.



LECTURER



PAUL JANG, DMD, FCDS(BC), FRCD(C)

Dr. Paul Jang is an expert in Periodontics and the founder and director of the Northwest Dental Study Club where he mentors and trains dentists from all over the world. Dr. Jang maintains a private practice specializing in all aspects of periodontal therapy with a strong emphasis in dental implant surgery, bone and soft tissue grafting. He has conducted research on implant surgery, bone regeneration and the affect of HIV infection on oral health. Dr. Jang is also the Clinical Assistant Professor in the Department of Periodontics and Implant Surgery at the University of British Columbia, Faculty of Dentistry.

“It has been a real pleasure to provide quality continuing education with DC Institute over the last few years. As a faculty member, I am confident that with the support of DC Institute, dentists and their teams will have access to a full spectrum of the education needed to elevate their clinical skills and patient management. I look forward again to the upcoming academic year to be part of a such a great educational organization.” - Dr. Paul Jang, Periodontics



Delivery Method: Lecture and hands-on

Audience: Dentists, Dental Hygienists and Dental Assistants

AGD Subject Code: 490

CE Credits: 7

Cost:

Dentist: \$950
+ applicable taxes

Clinical Team: \$250
+ applicable taxes

Location: Toronto, ON

Date: June 6, 2020

Sponsor:



PLATELET-RICH BLOOD DERIVATIVES: PRP, PRF AND CGF

—

Speaker: Paul Jang, DMD, FCDS(BC), FRCD(C)

In this hands-on seminar, Dr. Paul Jang will help dental practitioners simplify soft tissue, bone tissue grafting and implant therapy with PRF and the latest new technique: CGF/AFG.

Key Learning Objectives:

- Biology, physiology, mechanisms of action and influence of platelet concentrates on tissue healing
- Be able to differentiate between PRP, PRGF, PRF (L-PRF, I-PRF, A-PRF) and CGF
- How to make and use PRF membrane
- How to make and use Autologous Fibrin Glue (AGF) as “matrix” in bone augmentation: protocol, clinical results
- “Putty”/ “sticky bone” making protocol
- How to mix PRF and CGF with biomaterials in effective way for bone and soft tissue regeneration
- Simple and predictable phlebotomy techniques
- Extraction site management
- Aid in soft tissue healing
- Cosmetic application of CGF/PRF
- Management and protocol for sinus membrane perforation (small and large perforations)
- Sinus grafting utilizing only CGF (no bone graft)
- Ideal for patients who are medically compromised with poor healing capacity (smokers/diabetics)
- Pain management after implant and grafting surgery

[Enrol at dcinstitute.ca](https://www.dcinstitute.ca)



Delivery Method: Lecture & Hands-on

Audience: Dentists

AGD Subject Code: 490

CE Credits: 16

Cost: \$2,195
+ applicable taxes

Location: Vancouver, BC
Date: April 23 & 24, 2020

Note: Doctors will be highly encouraged to bring their own cases (models, photos and X-ray/CT scan) for treatment planning with Dr. Paul Jang.

COMPREHENSIVE SOCKET PRESERVATION AND LATERAL RIDGE BONE AUGMENTATION FOR FUTURE IMPLANT PLACEMENT

—

Speaker: Paul Jang, DMD, FCDS(BC), FRCD(C)

Planning and preparing a site for future implant placement is an important step in achieving success in implant dentistry. Having adequate bone volume and density is critical to the success of surgical implant placement. In this course, participating doctors will learn techniques involved in extraction socket preservation and guide bone regeneration. An overview of all available techniques will be discussed during the lecture portion followed by observation of live surgery performed by course director and periodontist, Dr. Paul Jang.

Key Learning Objectives:

- Learn proper diagnosis and treatment planning including use of CT scan
- Learn techniques and tools involved in atraumatic extraction
- Learn socket preservation techniques for simple and difficult extraction sites
- Learn lateral ridge augmentation techniques including: GBR, use of block bone, ridge splitting, use of particulate bone to name a few
- Learn which grafting materials are appropriate for each technique: bone and membrane
- Learn critical surgical techniques necessary to achieve success (eg. flap management, incisions and suturing)
- Learn how PRP, PRF and other blood concentrate derivatives can be incorporated in bone grafting procedures
- Learn how to incorporate piezosurgery in bone grafting procedures
- Learn prevention and management of complications during and after surgery

[Enrol at dcinstitute.ca](https://www.dcinstitute.ca)

PATIENT EXPERIENCE

PROGRAM OVERVIEW

—

DC Institute's Patient Experience program is designed to educate the entire practice team on providing a positive experience for patients both in and beyond the chair. Through lecture and activity based sessions, you will learn how to identify and demonstrate your practice's unique brand. This program provides learners with both knowledge and tools to develop a successful patient experience management protocol in the practice.



LECTURER



BRUCE V. FREEMAN, DDS, D.ORTHO, MS^c ORTHODONTICS/ FACIAL PAIN

Dr. Bruce Freeman is an international lecturer on the topics of clinical orthodontics, virtual surgical planning and facial pain disorders. He maintains a private orthodontic practice in Toronto with an emphasis on pre-prosthetic and surgical care. Dr. Freeman is an Associate in Dentistry at the University of Toronto and co-directs the Facial Pain Unit in the Department of Dentistry at Mount Sinai Hospital in Toronto, where he also participates in research endeavors.

“Patients come first. We all say that, and we know it, but how exactly do we do it? My lecture on developing a Patient Experience Program is exciting as every team wants to endeavour to do their best for their patients but needs a roadmap and protocols to ensure it is done right. We have guidelines for every procedure we do and delivering an outstanding patient experience is no different. Offices across the country are embracing new ways to ensure that their patients have the best experience possible, each and every visit.” - Dr. Bruce V. Freeman, Patient Experience



PATIENT EXPERIENCE

Delivery Method: Lecture

Audience: Dentists, Dental Hygienists, Dental Assistants, Administrative Team

AGD Subject Code: 149

CE Credits: 6

Cost:

\$999 for 1 seat
+ applicable taxes
or
\$3,900 for 5 seats
+ applicable taxes

Location: Vancouver, BC
Date: November 6, 2020

THE VALUE OF A PATIENT EXPERIENCE MANAGEMENT PROGRAM IN YOUR PRACTICE

—

Speaker: Bruce Freeman, DDS, D.Ortho, MSc, Orthodontics/Facial Pain

Patient experience is defined as your patients' conscious and subconscious perceptions of the services you provide and encompasses both clinical and general experiential constructs. Whether you have just started with your practice or you are already an established owner, this lecture will help you have a clearer understanding of how the patient views you, your office and team, and the care they receive. In order to deliver the best service to your patients, you need to learn how to view their experience in your clinic through their eyes.

The Patient Experience Management lecture includes all best practices, to help you plan, design, and react to everyday patient interactions. It has the power to increase patient satisfaction, loyalty, and acceptance of your services so you can exceed patient expectations. This lecture will give you the tools for the implementation of a successful Patient Experience Program in your practice.

Key Learning Objectives:

- What is the definition of Patient Experience and Patience Experience Management?
- Understanding the secret to building an excellent Patient Experience
- How to recognise those issues, both experiential and clinical, that are affecting patient retention and acceptance of treatment plans?
- Understand the connection between rational, emotional, subconscious, and psychological patient experiences and why they are essential
- Evaluate those details that most practices overlook
- Understanding the problems and pitfalls you will face
- How to get the team involved?
- How successful is your brand?

[Enrol at dcinstitute.ca](https://www.dcinstitute.ca)



PRACTICE DEVELOPMENT

Delivery Method: eLearning

Audience: Dentists, Dental Hygienists, Dental Assistants, Administrative Team

AGD Subject Code: 148

CE Credits: 2.5

Cost: \$59
+ applicable taxes

INFECTION PREVENTION AND CONTROL (IPAC) FOR DENTAL HEALTH PROFESSIONALS

—

eLearning

This Infection Prevention and Control (IPAC) course is an interactive program for dental health professionals who are new to infection prevention and control practices and protocols or are in need of continuing education in this area. The purpose of the course is to introduce dental health professionals to IPAC concepts and provide the knowledge and skills necessary for successful infection and disease prevention in the practice.

Key Learning Objectives:

- IPAC Routine Practices: practices used routinely during all activities, for all clients, patients and residents in all health care settings that help prevent and control the spread of infectious agents
- Routine practices for certain pathogens or clinical presentations that are based on the mode of transmission: contact, droplet and/or airborne

[Enrol at dcinstitute.ca](https://www.dcinstitute.ca)



dentalcorp associate development program

powered by DC Institute



PROGRAM OVERVIEW

—

This is a dynamic professional development program dedicated to the success of Associates in the dentalcorp network. By accelerating learning and positioning participants as future leaders in dentistry, the program provides comprehensive learning to drive career growth.

Participants are provided with hands-on clinical education from some of the best lecturers in the country, unique team learning opportunities to build clinical and leadership skills, and a multitude of resources for self directed learning.

Included in the curriculum is the Partnership Development Program, designed to identify and develop Associates as future leaders within the network.

—

Upon completion of the program, Associates will benefit from:

- Higher case acceptance rate to grow your patient base
- Exceptional patient experiences that foster loyalty
- Increased skills and confidence for clinical excellence

For more information or to join the 2021 class, contact careers@dentalcorp.ca.



**Self-Paced
eLearning**



**Formal
Mentorship**



Evaluation



**On-the-Job
Observation
and Support**



**Community of
Practice**




**Online
Collaboration**



Live Event

2020 COURSE CALENDAR

COURSES	LOCATIONS	DATES
Porcelain Veneers from A-Z	Kelowna, BC	April 3
Comprehensive Socket Preservation and Lateral Ridge Bone Augmentation for Future Implant Placement	Vancouver, BC	April 23 & 24
Two-Day Intense Endodontics	Kelowna, BC	May 22 & 23
Platelet-Rich Blood Derivatives: PRP, PRF and CGF	Toronto, ON	June 6
Two-Day Intense Endodontics	Ottawa, ON	October 23 & 24
The Value of a Patient Experience Management Program in Your Practice	Vancouver, BC	November 6
One-Day Intense Endodontics	Toronto, ON	November 27

 Visit dcinstitute.ca to enrol in courses or learn more about our programs.

THANK YOU TO OUR SPONSORS



If you would like to become a sponsor or learn more about our sponsorship opportunities, please contact us at info@dcinstitute.ca.



Disclaimers *Prices are subject to change. Select DC Institute Members receive preferred pricing.*

Cancellation Policy *(subject to change)*

Registrants may cancel before 10 am EST, 7 calendar days prior to the course to receive a full refund. No refunds will be given after the cancellation deadline, please contact info@dcinstitute.ca to cancel.


Clinical training provided by guest speakers reflects their own view and not necessarily those of DC Institute.

Space is limited and registration is available on a first come, first served basis.

We continually add educational courses that support varying learning styles and formats to build your skill set. Stay connected to keep up-to-date with our latest offerings.

🔍 Visit us online: dcinstitute.ca

✉ Contact us: info@dcinstitute.ca

 Follow us: [dentalcorp](https://dentalcorp.com)

NOTES



DC Institute is designated as an Approved PACE Program Provider by the Academy of General Dentistry. The formal continuing education programs of this program provider are accepted by AGD for Fellowship, Mastership and membership maintenance credit. Approval does not imply acceptance by a state or provincial board of dentistry or AGD endorsement. The current term of approval extends from 03/01/2019 to 02/28/2022. Provider ID# 374697